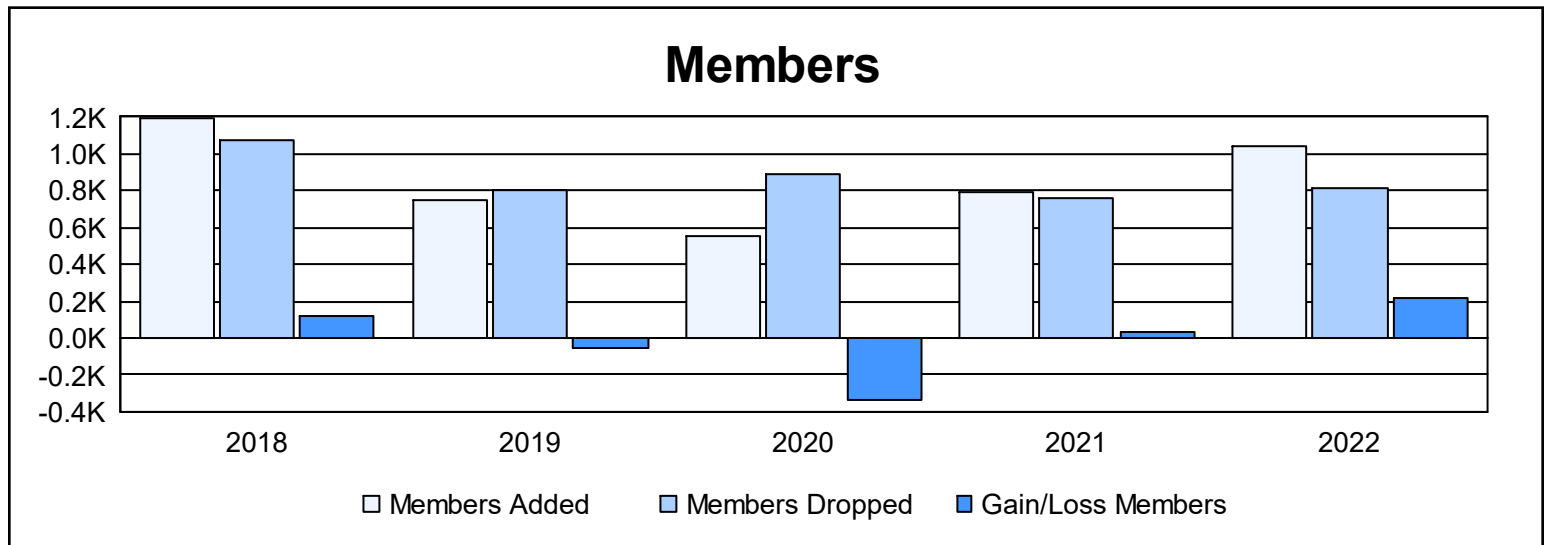
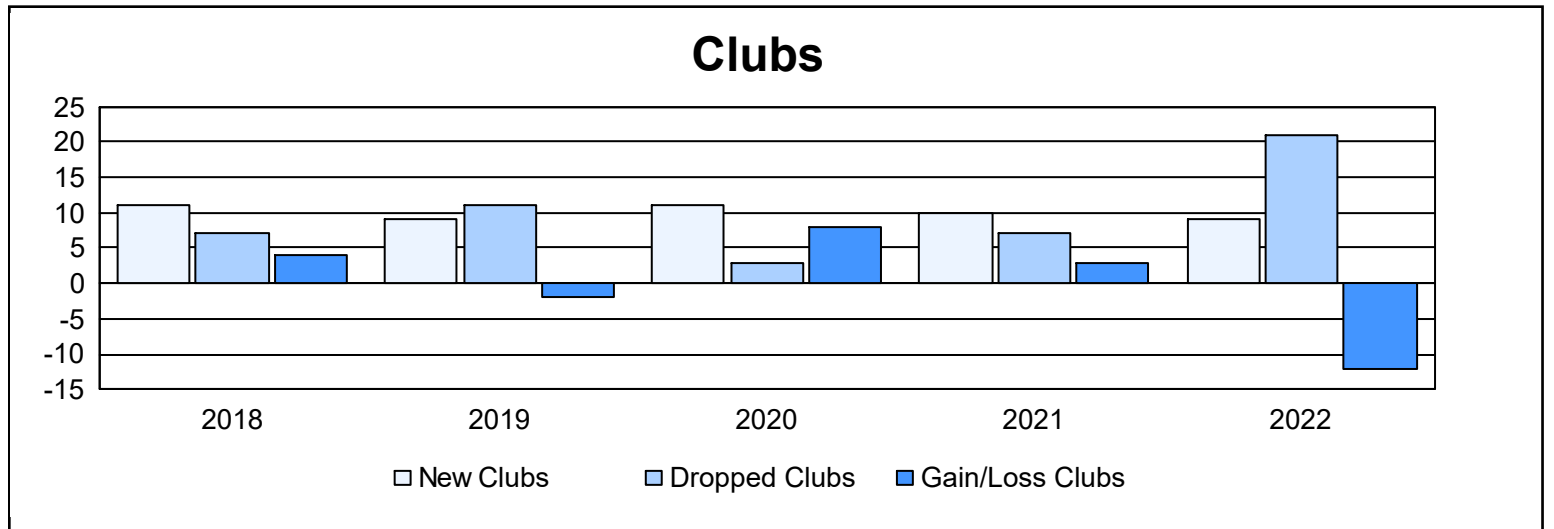
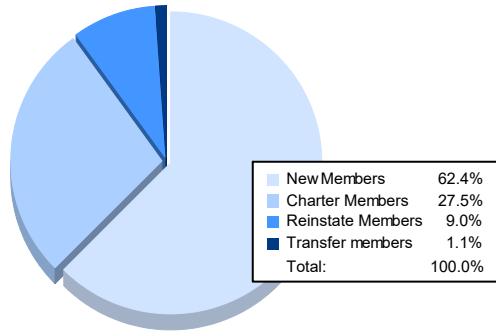


Year	New Clubs	Dropped Clubs	Gain/ Loss Clubs	New Members	Charter Members	Reinstate Members	Transfer Members	Total Member Added	Total Members Dropped	Gain/ Loss Members
2017-2018	11	7	4	716	377	68	30	1,191	1,075	116
2018-2019	9	11	-2	395	276	69	11	751	804	-53
2019-2020	11	3	8	272	201	67	10	550	892	-342
2020-2021	10	7	3	532	227	28	1	788	759	29
2021-2022	9	21	-12	650	286	94	11	1,041	819	222
<b>Average</b>	<b>10</b>	<b>10</b>	<b>0</b>	<b>513</b>	<b>273</b>	<b>65</b>	<b>13</b>	<b>864</b>	<b>870</b>	<b>-6</b>



### Membership Composition June 2022 Cumulative



### Gender Composition June 2022 Cumulative

